

GOVERNMENT OF ANDHRA PRADESH, DEPARTMENT OF SCHOOL EDUCATION
Delete Candidate Application Form - 2018
USER MANUAL

Step:-1 Go to Web site enter <https://cse.ap.gov.in>

Next page will appears as below. Then **“Click on Click here for Recruitment of Teachers (DSC – 2018)”**

COMMISSIONERATE OF SCHOOL EDUCATION

GOVERNMENT OF ANDHRA PRADESH

[Click here for CSE Portal](#)

[Click here for LPCET - 2018](#)

[Click here for Recruitment of Teachers
\(DSC – 2018\)](#)

[LIMITED RECRUITMENT OF S.G.T.
\(URDU\)- 2018](#)

Step:-2 After **Click on Click here for Recruitment of Teachers (DSC – 2018)** page appears as shown in below fig.



COMMISSIONER OF SCHOOL EDUCATION, GOVERNMENT OF ANDHRA PRADESH

TEACHER RECRUITMENT (TRT and TETcumTRT) - 2018

Message board **Candidates Who Are Willing to Apply Physical Education teacher(PET), Music Teacher, Art & Drawing**

TEACHER RECRUITMENT (TRT and TETcumTRT) - 2018		
Notification	School Education	Residential Schools
Information Bulletin	School Education	Residential Schools
Payment	Start Date 01.11.2018	End Date 15.11.2018
Application	Start Date 01.11.2018	End Date 16.11.2018
School Education	Payment Gateway	Submit Application User Guide
Residential Schools	Payment Gateway	Submit Application User Guide
Special Schools	Payment Gateway	Submit Application User Guide

FOR ANY DOMAIN RELATED CLARIFICATIONS

Help Line Numbers :

AP Model Schools: 9603587533

BC-Welfare: 9603576833

APREI Society: 9603570433

Govt/ZP/MPP/Municipal and Tribal:

9603578533, 9505619127, 9505853627

(Call Time : 10.30 AM to 1.00 PM & 1.30 PM to 5.30 PM on all working days)

SCHEDULE, SYLLABUS, FAQ'S & VACANCIES

- Schedule
- Syllabus
- Frequently asking questions for DSC-2018

District-Wise Post-Wise Medium-Wise And Community-Wise Vacancies

- Govt/MPP/ZPP
- MPL/MPL Corporation
- TRIBAL
- APMS
- APREIS
- BC Welfare

G.O'S & ANNEXURE'S

- G.O.MS.No. 67
- G.O.MS.No. 68
- G.O.MS.No. 133
- G.O.MS.No. 133 Amendment
- Govt Memo 14846
- Govt Memo 14846 Amendment
- G.O.MS.No. 70
- G.O.MS.No. 3
- G.O.MS.No. 104
- Annexure - I (School Education)
- Annexure - I (Residential Schools)
- Annexure - II (Physical Efficiency Test)
- Fake Universities as on April, 2018

FOR ANY TECHNICAL ISSUES

Help Line Numbers:

9121148061, 9121148062


(Call Time : 10.30 AM to 1.00 PM & 1.30 PM to 5.30 PM on all working days)

Visitor Count Since 26.10.2018 :

1006086

Designed and Developed By








Step:-3 Click on **Delete Submitted Application** as shown in below fig.










COMMISSIONER OF SCHOOL EDUCATION, GOVERNMENT OF ANDHRA PRADESH

TEACHER RECRUITMENT (TRT and TETcumTRT) - 2018


Message board  **Candidates Who Are Willing to Apply Physical Education teacher(PET), Music Teacher, Art & Drawing**

TEACHER RECRUITMENT (TRT and TETcumTRT) - 2018		
Notification	School Education	Residential Schools
Information Bulletin	School Education	Residential Schools
Payment	Start Date 01.11.2018	End Date 15.11.2018
Application	Start Date 01.11.2018	End Date 16.11.2018
School Education	 Payment Gateway	 Submit Application  User Guide
Residential Schools	 Payment Gateway	 Submit Application  User Guide
Special Schools	 Payment Gateway	 Submit Application  User Guide

TEACHER RECRUITMENT (TRT and TETcumTRT) - 2018		
Notification	School Education	Residential Schools
Information Bulletin	School Education	Residential Schools
Payment	Start Date 01.11.2018	End Date 15.11.2018
Application	Start Date 01.11.2018	End Date 16.11.2018
School Education	 Payment Gateway	 Submit Application  User Guide
Residential Schools	 Payment Gateway	 Submit Application  User Guide
Special Schools	 Payment Gateway	 Submit Application  User Guide

IMPORTANT LINKS

- [Download Submitted Application](#)
- [Know Your Hall Ticket Details 2018\(TET-6\)](#)
- [Know Your Hall Ticket Details 2017\(TET-5\)](#)
- [Know Your Previous TET Details: \(TET-1, TET-2, TET-3, TET-4\)](#)
- [Delete Submitted Application](#)



FOR ANY DOMAIN RELATED CLARIFICATIONS

Help Line Numbers :

AP Model Schools: 9603587533

BC-Welfare: 9603576833

APREI Society: 9603570433

Govt/ZP/MPP/Municipal and Tribal:

9603578533, 9505619127, 9505853627

(Call Time : 10.30 AM to 1.00 PM & 1.30 PM to 5.30 PM on all working days)

SCHEDULE, SYLLABUS, FAQ'S & VACANCIES

- [Schedule](#)
- [Syllabus](#)
- [Frequently asking questions for DSC-2018](#)

District-Wise Post-Wise Medium-Wise And Community-Wise Vacancies


- [Govt/MPP/ZPP](#)
- [MPL/MPL Corporation](#)
- [TRIBAL](#)
- [APMS](#)
- [APREIS](#)
- [BC Welfare](#)

G.O'S & ANNEXURE'S

- [G.O.MS.No. 67](#)
- [G.O.MS.No. 68](#)
- [G.O.MS.No. 133](#)
- [G.O.MS.No. 133 Amendment](#)
- [Govt Memo 14846](#)
- [Govt Memo 14846 Amendment](#)
- [G.O.MS.No. 70](#)
- [G.O.MS.No. 3](#)
- [G.O.MS.No. 104](#)
- [Annexure - I \(School Education\)](#)
- [Annexure - I \(Residential Schools\)](#)
- [Annexure - II \(Physical Efficiency Test\)](#)
- [Fake Universities as on April, 2018](#)

Visitor Count Since 26.10.2018 :

1006086

Designed and Developed By 

Step:-4 After click on **Delete Submitted Application** page will appears as below.

**GOVERNMENT OF ANDHRA PRADESH
DEPARTMENT OF SCHOOL EDUCATION
Delete Candidate Application Form - 2018**

Note: Before Delete Candidate Submitted Application Service,Please Check Download Application Candidate Details, If any Changes in Application,You can use Delete Application Provision Only (This Option is only One Time.).

Delete Candidate Application Form	
Select Management	--Select Management-- ▼
Reference Id /Candidate Id	<input type="text"/>
Journal No.	<input type="text"/>
Aadhar No.	<input type="text"/>
Date Of Birth	<input type="text"/>
Get Details	

Step:- 5 Then Select Management, Enter Reference Id /Candidate Id, Journal No, Aadhar No and Date of Birth. Next Click on **Get Details** button as shown in below fig.

**GOVERNMENT OF ANDHRA PRADESH
DEPARTMENT OF SCHOOL EDUCATION
Delete Candidate Application Form - 2018**

Note: Before Delete Candidate Submitted Application Service, Please Check Download Application Candidate Details, If any Changes in Application, You can use Delete Application Provision Only (This Option is only One Time.).

Delete Candidate Application Form	
Select Management	--Select Management-- ▾
Reference Id /Candidate Id	XXXXXXXX
Journal No.	XXXXXXXXXXXXXXXXXX
Aadhar No.	XXXXXXXXXXXXXXXXXX
Date Of Birth	XXXXXXXX
Get Details	

Step: - 6 After click on **Get Details** button page will appears as below. Then click on **Get Otp** button then you will receive Otp to your registered mobile number, enter received Otp as shown in below. Next click on Delete Application. After Click on Delete Application button you will receive text message to your registered mobile number as your Application is Deleted Successfully.

GOVERNMENT OF ANDHRA PRADESH
DEPARTMENT OF SCHOOL EDUCATION
Delete Candidate Application Form - 2018

Note: Before Delete Candidate Submitted Application Service, Please Check Download Application Candidate Details, If any Changes in Application, You can use Delete Application Provision Only (This Option is only One Time.).

Delete Candidate Application Form	
Select Management	----- ▾
Reference Id /Candidate Id	XXXXXXXX
Journal No.	XXXXXXXXXXXXXXXX
Aadhar No.	XXXXXXXXXXXXXXXX
Date Of Birth	XXXXXXXX
Get Details	

[Print](#)
Search

Journal NO	Date Of Payment	Challan Amount	Name	Date Of Birth	Mobile	Aadhar Number	Community	Reference ID (or) Candidate ID	Otp To Delete Application	Delete Application
XXXXXXXXXXXXXXXX	01/11/2018	500	KANDREGULA PAVAN KUMAR	XXXX XXXX	XXXXXXXXXX	XXXXXXXXXXXX	BC-D	XXXXXXXX	Enter Otp : <input style="width: 100px;" type="text" value="XXXXXX"/> Get Otp	Delete Application

Showing 1 to 1 of 1 entries

**Note: After Delete the Application you can Apply for New Application by using your same Payment Details.
This Option is only one Time**